

AmazonSmile

AmazonSmile is a way for customers to support their favorite charitable organization every time they shop with Amazon.

Shoppers who start at smile.amazon.com will find the same Amazon they know and love, with the added bonus that Amazon will donate a portion of the price of eligible purchases to the charity of your choice.

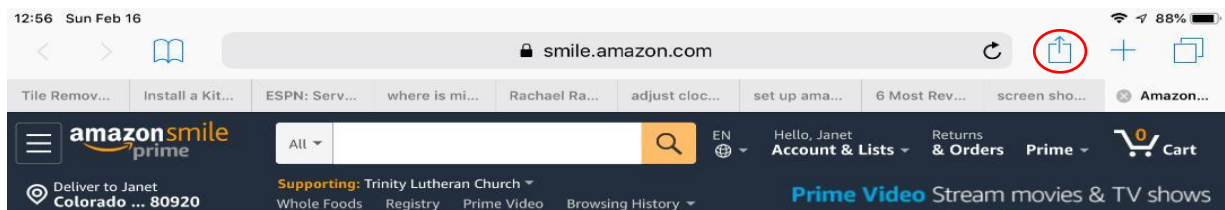
Signing up is easy!

Amazon Smile Instructions

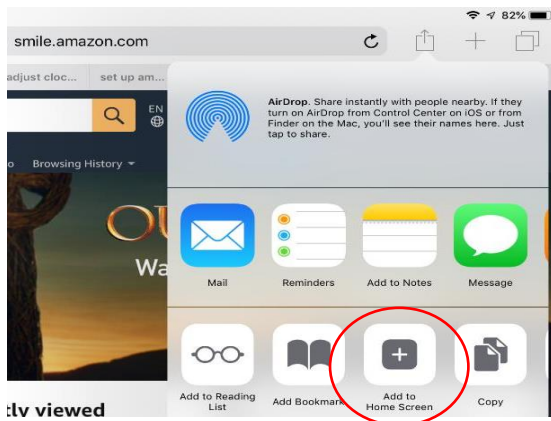
1. In your web browser, go to Smile.Amazon.com.
2. Sign in with your Amazon.com credentials (e.g. username and password).
3. When you log in the first time, you will be prompted to search for and select a charity. Note: You can change your selected charity at any time. If searching for Trinity Lutheran Church, enter “Trinity Lutheran Monument” in the search window.
4. If you have a bookmark saved for Amazon.com, I suggest you delete it or edit the URL to smile.amazon.com.

Mobile Device Users - To replace the Amazon app with a link to Smile.Amazon.com (Note: these instructions are for iPhones and iPads; I’m assuming other mobile devices can use a modified form of these instructions)


1. Go to a web browser; enter smile.amazon.com.
2. Click on the “Share” button in the browser window:



3. Click on the “Add to Home Screen” button:



4. Like magic, a new icon will appear on one of the pages of your home screen; this is not an app per se, but rather a link to smile.amazon.com through your web browser.



5. I suggest you now delete the Amazon app.

